


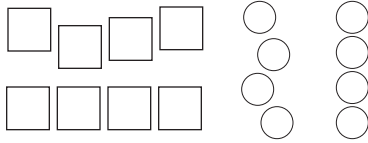
Notes on how this works:

- Placeholder text
Rat loboree tuerilissit venis nibh et endiamcon henim zzrit praestio dolendrem ero core veliquat. Laortinim euis ad magna adipiscing nos do ecte molore consequi blandrem zzrillut ad doluptaTis nisit at vulla commolore faciduisi.
Ullandremos ad min velit ipis aciliqui tat wisi.
Uptat nullaore dit utatio conulput lummolore vent eugait prat, conum

- Pen tool
- Add/subtract anchor point



- Align objects



- Polygons



- Gradients



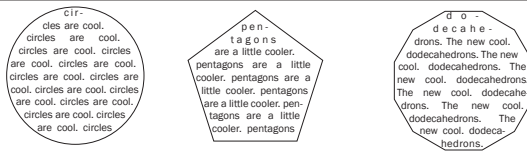
- Glyphs



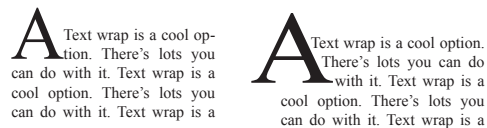
- paste into



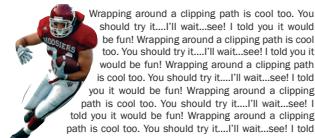
- Text into shapes



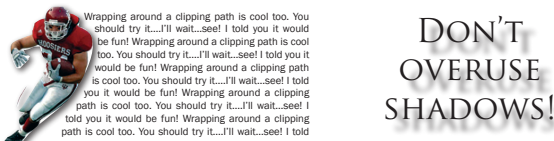
- Text wrap options



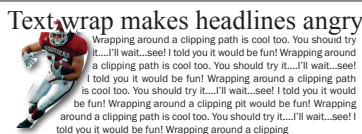
- Clipping paths



- Shadowing



- Ignore text wrap



Notes on how this works:

- direct selection



- cropping/sizing



- Feathering



- Drop caps

@t least a million different ways to do drop caps exist. Be creative with them, or standardize them throughout your publication.

At least a million different ways to do drop caps exist. Be creative with them, or standardize them throughout your publication.


- Corner effects



- Create outlines



- Text on a path



- Outlined text



- Transparencies



- Step and Repeat
- Compound Paths



- Mirrored text
- Whoa. It's like I'm looking into a reflecting pool. Narcissus would have loved InDesign for sure.